



M Series 4.5-Compact 12ton IC Forklift



M Series Forklift Truck



Hyster-Yale Maximal Forklift (Zhejiang) Co., Ltd

Address No.1, jinxin Road, Lushan Industrial area, Fuyang, Zhejiang China

Tel 0086-571-28001566
0086-571-28935028
0086-571-28979902

Fax 0086-571-28001569

Email

For sales
info@maxforklift.com
For spare parts
parts@maxforklift.com

All rights reserved.

If any doubt, please contact us.



maximal

MAXIMAL FAMILY



We work for maximal



Maximal Company Introduction



Established in Feb. 2006, Hyster-Yale Maximal Forklift (zhejiang) Co., Ltd, is located in Lushan Industry Area with convenient transportation. Maximal specializes in material handling equipment designing and manufacturing.

Maximal Company total floor area is 133,334 m², investment RMB420 million, factory designed production capacity is 30000 units per year.

Currently Maximal employs 500 staffs, with more than 230 professional and technical personnel, more than 70 Technical R&D personnel. Maximal gained 7 national invention patents, more than 70 utility model and appearance patents.

Maximal owns advanced parts processing center, robot welding equipments, parts automatic hoist conveyor lines, coating lines, assembly lines, forklifts performance test lines, parts test-bed and ERP information management system.

Current products consist of:

M series:

- 1.5-3.2T/3000-64,000LB capacity diesel forklifts.
- 1.5-7T/3000-14,000LB capacity gasoline/LPG forklifts.
- 4-5T/8000-10,000LB capacity 4-wheel electric forklifts.
- 1.6-2T/3200-4000LB capacity 3-wheel electric forklifts.
- 0.7-1.5T/1400-3000LB capacity VNA truck.
- 1.6T/3200LB capacity Rear drive 3-wheel electric forklifts.
- 2.5T/4000-5000LB capacity dual-drive 4-wheel electric forklifts.
- 2.5T/4000-5000LB capacity cushion tyre forklifts.
- 1.3-3T/2600-6000LB capacity Omni-Directional electric forklifts.

A series:

- 2.5-3.5T/4000-7000LB capacity diesel and gasoline/LPG forklifts.

Maximal current product range covers 4 series, including 1.5-compact12T industrial forklift, 1.8-5.0T rough terrain forklift, 13.5-32.0T heavy duty forklift & Port machinery and warehouse equipment.

Maximal forklifts received strong public recognition for their modern and striking appearance, high production quality, safety standard and low cost of operation.

At present, Maximal products sales have covered all provinces in domestic market, exported to over 100 countries and areas. Maximal takes "technology innovation, promoting products structure, improving product quality and service" as the belief, takes internationalization, professionalization and green environmental protection as mission, to build Maximal into the most respectable forklift brand.

1.5-3.5T/3000-7000LB capacity 4-wheel electric forklifts.

1.6-2.5T/3200-5000LB capacity electric reach truck.

Rough Terrain:

- 1.8-3.5T/3600-7000LB capacity compact 4WD rough terrain forklifts.
- 2.5-3.5T/5000-7000LB capacity 4WD rough terrain forklifts.
- 1.8-5.0T/3600-10,000LB capacity 2WD rough terrain forklifts.

Port Machinery:

- 9T/18,000LB capacity empty container handler.
- 45T/90,000LB capacity reach stacker.

Side Loader Forklift:

- 3.5T-4.5T/7000-9900LB capacity side loader forklifts.

M series introduction

The M series is the first generation forklifts, designed by the MAXIMAL engineering team. A world class design is featured as advanced technologies and superior componentry produced by competitive vendors over the world. The finished appearance with safety color design has attracted an audience in local and the world markets.

Classification of After-sales Service

Classification of After-sales Service classifies customer claims into 3 classes, Warranty 1(W1), Warranty 2(W2), Warranty 3(W3). Different claim class has different after-sales procedures which aims to increase service quality.



Classification of After-sales Service



24-hour fast reply on trucks and parts claims



Ergonomic design



High quality components



Safety operation





M SERIES 4.5-compact 5.0t diesel forklift

General	1	Model	FD45T-M1 WI3	FD50T-M1 WI3			
	2	Type	Diesel				
	3	Optional type	W(1)3/G(10)3				
Characteristic&Dimension	4	Rated capacity	kg	4500	5000		
	5	Load centre	mm	500	500		
	6	Lift height	mm	3000	3000		
	7	Free lift height	mm	150	155		
	8	Fork size	L×W×T	mm	1070×150×50	1070×150×55	
	9	Fork regulating range	Min./Max.	mm	300/1380	300/1380	
	10	Mast tilt angle	F/R	Deg	6/12	6/12	
	11	Front overhang	mm	590	595		
	12	Rear overhang	mm	585	625		
	13	Min. ground clearance(Bottom of mast)	mm	175	175		
	Overall dimensions	14-18	Length to face of fork (without fork)	mm	3260	3310	
			Overall width	mm	1490	1490	
			Mast lowered height	mm	2265	2265	
			Mast extended height(with backrest)	mm	4230	4230	
			Overhead guard height	mm	2265	2265	
	19	Turning radius(outside)	mm	2920	2960		
	20	Min. right angle stacking aisle width (add load length and clearance)	mm	2600	2630		
	Performance	21-23	Speed	Travel(Unladen)	km/h	25	25
			Lifting(Laden)	mm/s	515	515	
Lowering(Laden)			mm/s	400	400		
24		Max. Drawbar pull(Laden)	KN	23	23		
25		Max. Gradeability(Laden)	%	20	18		
Tyre	26	Tyre	Front	300-15-18PR			
			Rear	7.00-12-12PR			
	28	Tread	Front	mm	1190		
			Rear	mm	1130		
	30	Wheelbase	mm	2100			
Weight	31	Fuel tank capacity	L	120			
	32	Self weight	kg	6500	6720		
	33-36	Weight Distribution	Laden	Front Axle	kg	9650	10320
				Rear Axle	kg	1350	1400
			Unladen	Front Axle	kg	2840	2960
				Rear Axle	kg	3660	3760
Power&Transmission	37	Battery	Voltage/Capacity	V/Ah	2×12/60		
	38		Manufacture		China		
	39	Transmission	Type		Powershift		
			Stage	F/R	2/1		
	41	Operating pressure(For attachments)	MPa	19			

M SERIES 4.5-compact 5.0t LPG forklift

General	1	Model	FL45T-M1 WE3	FL50T-M1 WE3			
	2	Type	LPG				
	3	Optional type	/				
Characteristic&Dimension	4	Rated capacity	kg	4500	5000		
	5	Load centre	mm	500	500		
	6	Lift height	mm	3000	3000		
	7	Free lift height	mm	150	155		
	8	Fork size	L×W×T	mm	1070×150×50	1070×150×55	
	9	Fork regulating range	Min./Max.	mm	300/1380	300/1380	
	10	Mast tilt angle	F/R	Deg	6/12	6/12	
	11	Front overhang	mm	590	595		
	12	Rear overhang	mm	585	625		
	13	Min. ground clearance(Bottom of mast)	mm	175	175		
	Overall dimensions	14-18	Length to face of fork (without fork)	mm	3260	3310	
			Overall width	mm	1490	1490	
			Mast lowered height	mm	2265	2265	
			Mast extended height(with backrest)	mm	4230	4230	
			Overhead guard height	mm	2265	2265	
	19	Turning radius(outside)	mm	2920	2960		
	20	Min. right angle aisle width (add load length and clearance)	mm	2600	2630		
	Performance	21-23	Speed	Travel(Unladen)	km/h	22	22
			Lifting(Laden)	mm/s	440	440	
Lowering(Laden)			mm/s	400	400		
24		Max. Drawbar pull(Laden)	KN	23	23		
25		Max. Gradeability(Laden)	%	18	15		
Tyre	26	Tyre	Front	300-15-18PR			
			Rear	7.00-12-12PR			
	28	Tread	Front	mm	1190		
			Rear	mm	1130		
	30	Wheelbase	mm	2100			
Weight	31	Fuel tank capacity	L	120			
	32	Self weight	kg	6500	6720		
	33-36	Weight Distribution	Laden	Front Axle	kg	9650	10320
				Rear Axle	kg	1350	1400
			Unladen	Front Axle	kg	2840	2960
				Rear Axle	kg	3660	3760
Power&Transmission	37	Battery	Voltage/Capacity	V/Ah	12/60		
	38		Manufacture		China		
	39	Transmission	Type		Powershift		
			Stage	F/R	1/1		
	40	Operating pressure(For attachments)	MPa	19			





MITSUBISHI

Type: W13
 Model: S6S(Eu III)
 Rated output: 52kw/2450rpm
 Rated torque: 250 N · m / 1600rpm
 No. of cylinder:6
 Bore × Stroke:94 × 120mm
 Displacement:4.996L



DEUTZ

Type: W (1) 3
 Model: TD2.9 L4 (Eu IV)
 Rated output: 55.4kw/2600rpm
 Rated torque: 260 N.m / 1800rpm
 No. of cylinder: 4
 Bore × Stroke: 92 × 101mm
 Displacement: 2.9L



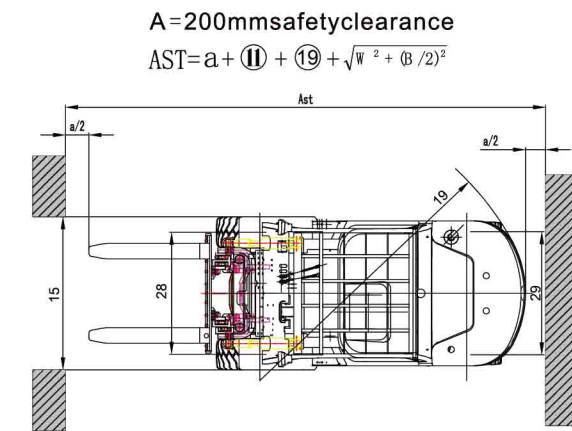
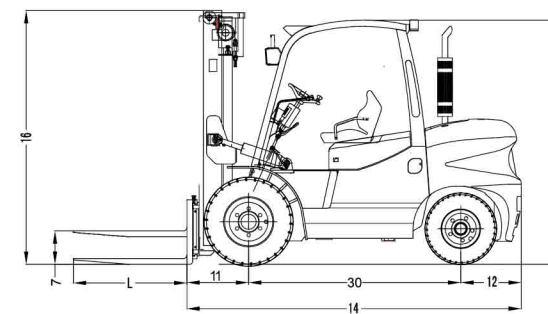
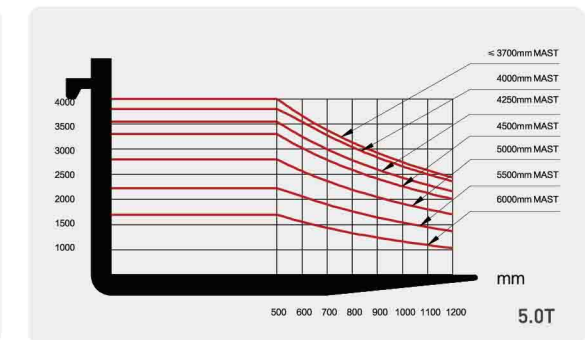
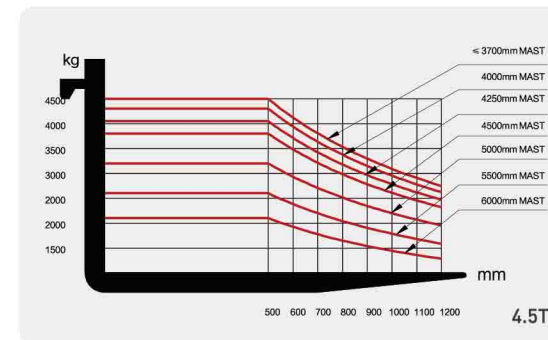
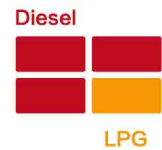
QUANCHAI

Type: G(10)3
 Model: 4C5-82U32
 Rated output: 60kw/2200rpm
 Rated torque: 330 N.m / 1800rpm
 No. of cylinder: 4
 Bore × Stroke: 98 × 115mm
 Displacement: 3.12L



PSI

Type: WE3
 Model: PSI4.3L
 Rated output: 63kw/2000rpm
 Rated torque: 298 N.m / 1200rpm
 No. of cylinder: 6
 Bore × Stroke: 101.6 × 88.39mm
 Displacement: 4.3L



M SERIES 4.5-compact 5.0t mast

Type	Model	Max. fork height	Overall height						Free lift				Front Overhang		Tilt range		Capacity	
			Lowered		Extended				Without backrest		with backrest		4.5t	compact5t	FWD	BWD	load capacity at 500mm	
			4.5t	compact5t	Without backrest		With backrest		4.5t	5t	4.5t	5t					4.5t	compact5t
			mm	mm	mm	compact5t	mm	mm	mm	mm	mm	mm	mm	mm	Deg	Deg	kg	kg
2-stage mast	M330	3300	2415	2415	4130	4130	4520	4520	150	155	150	155	590	595	6	12	4500	5000
	M350	3500	2515	2515	4330	4330	4720	4720	150	155	150	155	590	595	6	12	4500	5000
	M370	3700	2615	2615	4530	4530	4920	4920	150	155	150	155	590	595	6	12	4500	5000
	M400	4000	2815	2815	4830	4830	5220	5220	150	155	150	155	590	595	6	6	4300	4800
	M450	4500	3065	3065	5330	5330	5720	5720	150	155	150	155	590	595	6	6	3800	4200
	M500	5000	3315	3315	5830	5830	6220	6220	150	155	150	155	590	595	6	6	3200	3600
	M550	5500	3615	3615	6330	6330	6720	6720	150	155	150	155	590	595	3	6	2600	2950
	M600	6000	3865	3865	6830	6830	7220	7220	150	155	150	155	590	595	3	6	2100	2400
Full free 2-stage mast	FM300	3000	2385	2385	3840	3840	4220	4220	1545	1165	600	605	6	12	4500	5000		
	FM330	3300	2535	2535	4140	4140	4520	4520	1695	1315	600	605	6	12	4500	5000		
	FM350	3500	2635	2635	4340	4340	4720	4720	1795	1415	600	605	6	12	4500	5000		
Full free 3-stage mast	TFM392	3920	2240	2240	4760	4760	5140	5140	1400	1020	630	635	6	6	4000	4500		
	TFM435	4350	2385	2385	5190	5190	5570	5570	1545	1165	630	635	6	6	3800	4200		
	TFM450	4500	2436	2436	5340	5340	5720	5720	1595	1216	630	635	6	6	3700	4100		
	TFM480	4800	2535	2535	5640	5640	6020	6020	1695	1315	630	635	6	6	3400	3800		
	TFM500	5000	2635	2635	5840	5840	6220	6220	1795	1415	630	635	6	6	3100	3500		
	TFM540	5400	2760	2760	6240	6240	6620	6620	1920	1540	630	635	3	6	2500	2850		
	TFM600	6000	3000	3000	6840	6840	7220	7220	2160	1780	630	635	3	6	2000	2300		
	TFM650	6500	3215	3215	7340	7340	7720	7720	2375	1995	630	635	3	6	1500	1700		



M SERIES 5.0-7.0t diesel forklift

General	1	Model		FD50T-M WJ3	FD70T-M WJ3	
	2	Type		Diesel		
	3	Optional type		WL3/WY3/WF3/G(4)3		
	4	Rated capacity	kg	5000	7000	
Characteristic&Dimension	5	Load centre	mm	600	600	
	6	Lift height	mm	3000	3000	
	7	Free lift height	mm	195	205	
	8	Fork size	L×W×T	1220×150×55	1220×150×65	
	9	Fork regulating range	Min./Max.	300/1845	300/1845	
	10	Mast tilt angle	F/R	6°/12°	6°/12°	
	11	Front overhang	mm	580	590	
	12	Rear overhang	mm	600	740	
	13	Min. ground clearance(Bottom of mast)	mm	200	200	
	14	Overall dimensions	Length to face of fork (without fork)	mm	3440	3580
	15		Overall width	mm	1995	1995
	16		Mast lowered height	mm	2500	2625
	17		Mast extended height(with backrest)	mm	4370	4370
	18	Overhead guard height	mm	2435	2435	
	19	Turning radius(outside)	mm	3250	3370	
	Performance	20	Min. right angle stacking aisle width (add load length and clearance)	mm	2960	3040
		21	Speed	Travel(Laden/Unladen)	km/h	24/26
		22		Lifting(Laden/Unladen)	mm/s	400/420
		23		Lowering(Laden)	mm/s	500
24	Max. Drawbar pull(Laden)	KN	53	49		
25	Max. Gradeability(Laden)	%	15	17		
Tyre	26	Tyre	Front	8.25-15-14PR	8.25-15-14PR	
	27		Rear	8.25-15-14PR	8.25-15-14PR	
	28	Tread	Front	mm	1470	
	29		Rear	mm	1700	
Weight	30	Wheelbase	mm	2250	2250	
	31	Self weight	kg	8080	9450	
	32	Weight Distribution	Laden	Front Axle	kg	11250
	33			Rear Axle	kg	1830
	34		Unladen	Front Axle	kg	3640
	35			Rear Axle	kg	4440
Power&Transmission	36	Battery	Voltage/Capacity	V/Ah	2×12/80	
	37	Transmission	Manufacture		China	
	38		Type		Powershift	
	39		Stage	F/R		2/2
	40	Operating pressure(For attachments)	MPa			19.5

M SERIES 5.0-7.0t LPG forklift

General	1	Model		FL50T-M WE3	FL70T-M WE3	
	2	Type		LPG		
	3	Optional type		/		
	4	Rated capacity		5000	7000	
Characteristic&Dimension	5	Load centre	kg	600	600	
	6	Lift height	mm	3000	3000	
	7	Free lift height	mm	195	205	
	8	Fork size	L×W×T	1220×150×55	1220×150×65	
	9	Fork regulating range	Min./Max.	300/1845	300/1845	
	10	Mast tilt angle	F/R	6°/12°	6°/12°	
	11	Front overhang	mm	580	590	
	12	Rear overhang	mm	600	740	
	13	Min. ground clearance(Bottom of mast)	mm	200	200	
	14	Overall dimensions	Length to face of fork (without fork)	mm	3440	3580
	15		Overall width	mm	1995	1995
	16		Mast lowered height	mm	2500	2625
	17		Mast extended height(with backrest)	mm	4370	4370
	18	Overhead guard height	mm	2435	2435	
	19	Turning radius(outside)	mm	3250	3370	
	Performance	20	Min. right angle aisle width (add load length and clearance)	mm	2960	3040
		21	Speed	Travel(Laden/Unladen)	km/h	19/20
		22		Lifting(Laden/Unladen)	mm/s	400/420
		23		Lowering(Laden)	mm/s	500
24	Max. Drawbar pull(Laden)	KN	53	52		
25	Max. Gradeability(Laden)	%	15	15		
Tyre	26	Tyre	Front	8.25-15-14PR	8.25-15-14PR	
	27		Rear	8.25-15-14PR	8.25-15-14PR	
	28	Tread	Front	mm	1470	
	29		Rear	mm	1700	
Weight	30	Wheelbase	mm	2250	2250	
	31	Self weight	kg	8080	9450	
	32	Weight Distribution	Laden	Front	kg	11250
	33			Rear	kg	1830
	34		Unladen	Front	kg	3640
	35			Rear	kg	4440
Power&Transmission	36	Battery	Voltage/Capacity	V/Ah	2×12/60	
	37	Transmission	Manufacture		China	
	38		Type		Hyd	
	39		Stage	F/R		2/2
	40	Operating pressure(For attachments)	MPa			19.5

MITSUBISHI
 Type: WJ3
 Model: S6S-T(EuIIIA)
 Rated output: 63.9kw/2300kw/rpm
 Rated torque: 293N·m/1700rpm
 No. of cylinder:6
 Bore × Stroke:94 × 120mm
 Displacement:4.996L

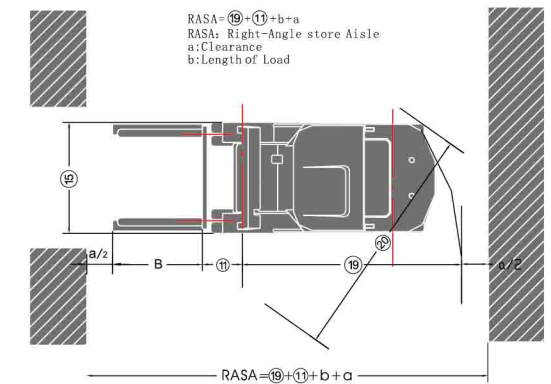
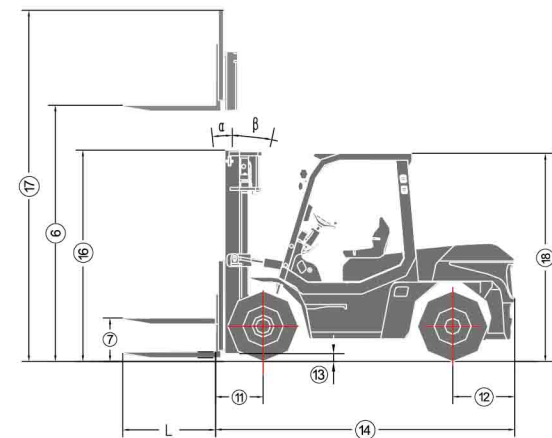
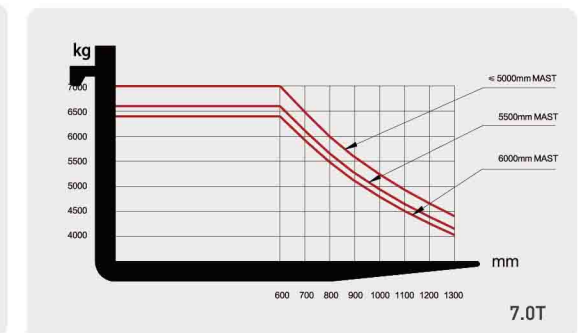
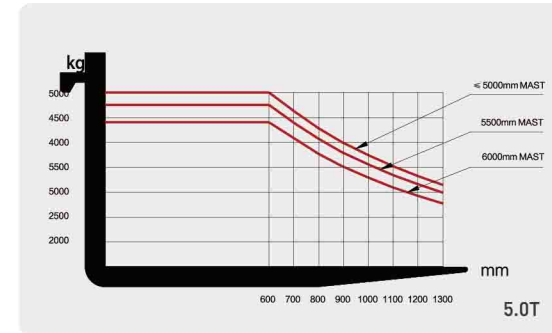
DEUTZ
 Type: WY3
 Model: TCD3.6L4 (Eu IV)
 Rated output: 55.4kw/2300rpm
 Rated torque: 390 N · m/1300rpm
 No. of cylinder: 4
 Bore × Stroke: 98x120mm
 Displacement: 6.494L

ISUZU
 Type: WF3
 Model: 6BG1QC
 Rated output: 82kw/2000rpm
 Rated torque: 416N.m/1400-1600rpm
 No. of cylinder: 6
 Bore × Stroke: 105x125mm
 Displacement: 6.494L

CHAOCHAI
 Type: G(4)3
 Model: CY6BG332
 Rated output: 85kw/2200rpm
 Rated torque: 450N.m/1400-1800rpm
 No. of cylinder: 6
 Bore × Stroke: 102x118mm
 Displacement: 5.785L

CUMMINS
 Type: WL3
 Model: QSB4.5(EuIIIA)
 Rated output: 80.9kw/2200rpm
 Rated torque: 488 N.m / 1500rpm
 No. of cylinder: 4
 Bore × Stroke: 107 × 124mm
 Displacement: 4.5L

PSI
 Type: WE3
 Model: PSI4.3L
 Rated output: 63kw/2000rpm
 Rated torque: 298 N.m / 1200rpm
 No. of cylinder: 6
 Bore × Stroke: 101.6 × 88.39mm
 Displacement: 4.3L



M SERIES 5.0-7.0t mast

Type	Model	Max. fork height	Overall height				Free lift				Front Overhang		Tilt range			Capacity		
			Lowered		Extended		Without backrest		with backrest		5t	7t	5t	7t	5t-7t	load capacity at 600mm		
			5t	7t	5t	7t	5t	7t	5t	7t						5t	7t	
2-stage mast	M350	3500	2750	2875	4400	4500	4870	4870	195	205	195	205	580	590	6	12	5000	7000
	M400	4000	3050	3175	4900	5000	5370	5370	195	205	195	205	580	590	6	12	5000	7000
	M450	4500	3300	3425	5400	5500	5870	5870	195	205	195	205	580	590	6	12	5000	7000
	M500	5000	3550	3675	5900	6000	6370	6370	195	205	195	205	580	590	6	6	5000	7000
	M550	5500	3850	3975	6400	6500	6870	6870	195	205	195	205	580	590	3	6	4750	6600
	M600	6000	4100	4225	6900	7000	7370	7370	195	205	195	205	580	590	3	6	4400	6400
Full free 2-stage mast	FM300	3000			4050		4370		1575		1255		587	597	6	12	5000	7000
	FM330	3300			4350		4670		1725		1405		587	597	6	12	5000	7000
	FM350	3500			4550		4870		1825		1500		587	597	6	12	5000	7000
Full free 3-stage mast	TFM400	4000			5050		5370		2125		1800		587	597	6	12	5000	7000
	TFM435	4350			5350		5720		1630		1260		625	635	6	6	4500	6200
	TFM480	4800			5800		6170		1780		1410		625	635	6	6	4500	6200
	TFM500	5000			6000		6370		1880		1510		625	635	3	6	4500	6200
	TFM540	5400			6400		6770		2005		1630		625	635	3	6	4400	6000
	TFM600	6000			7000		7370		2305		1930		625	635	3	6	4200	5500
TFM650	6500			7500		7870		2530		2155		625	635	6	3	3900	5100	





M SERIES 8.0-compact 12t diesel forklift

General	1	Model	FD80T-M	FD100T-M	FD120T-MX				
	2	Type	Diesel						
	3	Optional type	WF3/WL3/G(4)3						
	4	Rated capacity	8000	10000	12000				
Characteristic&Dimension	5	Load centre	kg	600	600	600			
	6	Lift height	mm	3000	3000	3000			
	7	Free lift height		210	210	210			
	8	Fork size	L×W×T	mm	1220×175×80	1220×175×80	1220×175×83		
	9	Fork regulating range	Min./Max.	mm	340/1970	435/2100	435/2115		
	10	Mast tilt angle	F/R	Deg	6°/12°	6°/12°	6°/12°		
	11	Front overhang		mm	718	718	820		
	12	Rear overhang		mm	740	740	790		
	13	Min. ground clearance(Bottom of mast)		mm	250	250	275		
	14	Length to face of fork (without fork)		mm	4260	4260	4610		
	15	Overall width		mm	2248	2248	2250		
	16	Overall dimensions	Mast lowered height		mm	2850	2850	3015	
	17		Mast extended height(with backrest)		mm	4230	4230	4470	
	18	Overhead guard height		mm	2563	2563	2630		
	19	Turning radius(outside)		mm	3700	3900	4200		
	Performance	20	Min.right angle aisle width (add load length and clearance)		mm	3540	3540	3850	
		21	Speed	Travel(Unladen)		km/h	26/28	26/28	23/26
				Lifting(Laden)		mm/s	310	310	340
				Lowering(Laden)		mm/s	400	400	360
22		Max. Drawbar pull(Laden/unladen)		KN	58	58	58		
23	Max. Gradeability(Laden)		%	20	20	23			
Tyre	24	Tyre	Front			9.00-20-14PR	9.00-20-14PR	10.00-20-18PR	
	25		Rear			9.00-20-14PR	9.00-20-14PR	10.00-20-18PR	
	26	Tread	Front		mm	1600	1600	1640	
	27		Rear		mm	1700	1700	1880	
Weight	28	Wheelbase		mm	2800	2800	3000		
	29	Self weight		kg	11520	12830	15750		
	30	Weight Distribution	Laden	Front Axle		kg	17200	20380	25080
				Rear Axle		kg	2320	2220	2670
			Unladen	Front Axle		kg	5100	5700	7400
				Rear Axle		kg	6420	6900	8350
Power&Transmission	31	Battery		V/Ah	2×12/80	2×12/80	2×12/80		
	32	Transmission		Manufacture	China	China	China		
	33	Transmission		Type	Powershift	Powershift	Powershift		
	34	Transmission		Stage	F/R	2/2	2/2		
	35	Operating pressure(For attachments)		MPa	19.5	19.5	21		

M SERIES 8.0-10.0t mast

Type	Model	Max. fork height	Overall height				Free lift				Front Overhang		Tilt range		Capacity	
			Lowered		Extended		Without backrest		with backrest		8t	10t	FWD	BWD	load capacity at 600mm	
			8t	10t	Without backrest	With backrest	8t	10t	8t	10t					Double tire	
			mm	mm	mm	mm	mm	mm	mm	mm	mm	mm	Deg	Deg	kg	kg
2-stage mast	M350	3500	3100	3100	4730	—	210	210	—	—	718	718	6	12	8000	10000
	M400	4000	3400	3400	5230	—	210	210	—	—	718	718	6	12	8000	10000
	M500	5000	3900	3900	6230	—	210	210	—	—	718	718	6	6	7750	10000
	M550	5500	4200	4200	6730	—	210	210	—	—	718	718	3	6	7400	9000
	M600	6000	4450	4450	7230	—	210	210	—	—	718	718	3	6	7000	8000
Full free 3-stage mast	TFM450	4500	2900	2900	5780	—	1540	1540	—	—	783	783	6	12	7400	9300
	TFM480	4800	3000	3000	6080	—	1640	1640	—	—	783	783	6	6	6900	8700
	TFM500	5000	3100	3100	6280	—	1740	1740	—	—	783	783	6	6	6750	8700
	TFM540	5400	3225	3225	6680	—	1865	1865	—	—	783	783	3	6	6400	8000
	TFM600	6000	3525	3525	7280	—	2165	2165	—	—	783	783	3	6	6000	7000

M SERIES compact 12t mast

Type	Model	Max. fork height	Overall height			Free lift		Front Overhang	Tilt range		Capacity	
			Lowered	Extended		Without backrest	with backrest		FWD	BWD	load capacity at 600mm	
				X12t	Without backrest			With backrest			X12t	X12t
			mm	mm	mm	mm	mm	mm	mm	Deg	Deg	X12t
2-stage mast	M350	3500	3265	4970	—	213	—	820	6	12	12000	
	M400	4000	3565	5470	—	213	—	820	6	12	12000	
	M450	4500	3815	5970	—	213	—	820	6	12	12000	
	M500	5000	4065	6470	—	213	—	820	6	6	11500	
	M550	5500	4365	6970	—	213	—	820	3	6	10500	
	M600	6000	4615	7470	—	213	—	820	3	6	9500	
Full free 2-stage mast	TFM450	4500	3065	6010	—	1540	—	873	6	12	11500	
	TFM480	4800	3165	6310	—	1640	—	873	6	6	10500	
	TFM500	5000	3265	6510	—	1740	—	873	6	6	10500	
	TFM540	5400	3405	6910	—	1865	—	873	3	6	10000	
	TFM600	6000	3675	7510	—	2165	—	873	3	6	9000	





ISUZU

Type: WF3
 Model: 6BG1QC
 Rated output: 82kw/2000rpm
 Rated torque: 416N.m / 1400-1600rpm
 No. of cylinder: 6
 Bore x Stroke: 105x125mm
 Displacement: 6.494L



CUMMINS

Type: WL3
 Model: QSB4.5-C110(EuIIIA)
 Rated output: 80.9kw/2200rpm
 Rated torque: 488 N.m / 1500rpm
 No. of cylinder: 4
 Bore x Stroke: 107 x 124mm
 Displacement: 4.5L



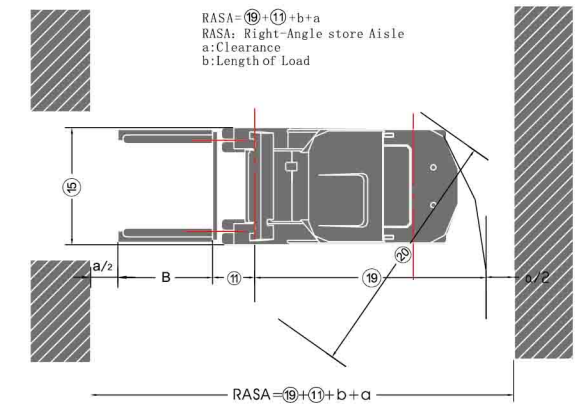
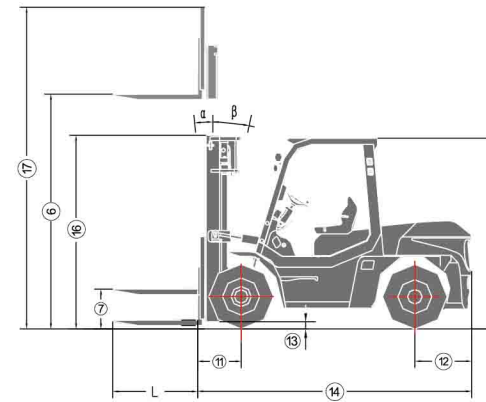
CHAOCHAI

Type: G(4)3
 Model: CY6BG332-38
 Rated output: 85kw/2200rpm
 Rated torque: 450N.m / 1400-1800rpm
 No. of cylinder: 6
 Bore x Stroke: 102x118mm
 Displacement: 5.785L

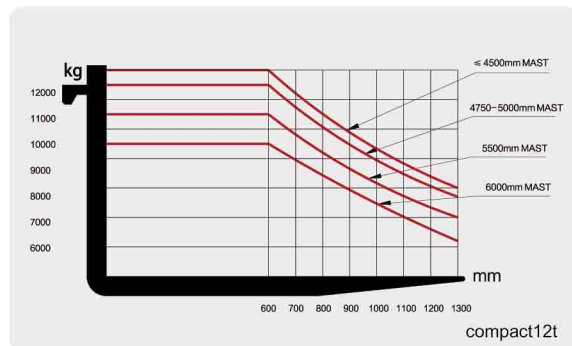
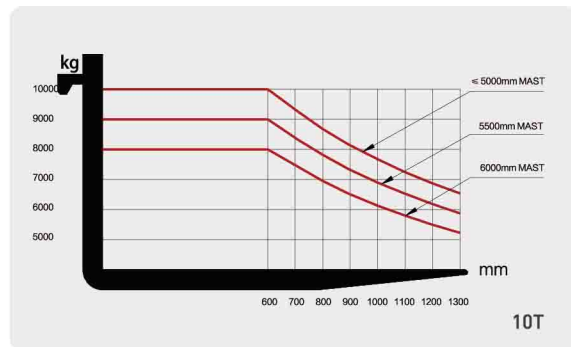
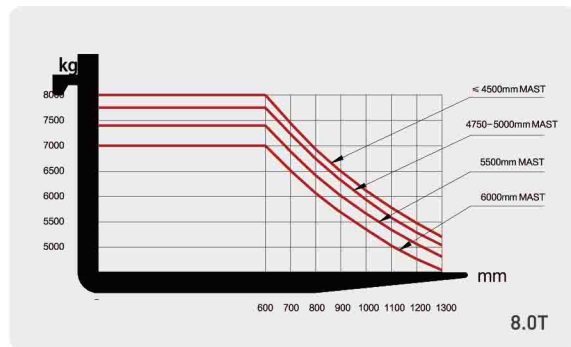


CUMMINS

Type: WQ3
 Model: QSB4.5-C130(EuIIIA)
 Rated output: 97kw/2200rpm
 Rated torque: 622 N.m / 1500rpm
 No. of cylinder: 4
 Bore x Stroke: 107 x 124mm
 Displacement: 4.5L



**8.0-compact
 12.0ton
 Diesel forklift**
M SERIES





COMPANY MEMORABILIA

2005	Dec	Zhejiang Maximal Forklift Co., Ltd was officially established.
2006	Oct	M series forklifts displayed at the 100th Canton fair.
2007	Nov	Maximal phase I project of the new factory finished.
2008	Jan	Structure of electric forklift was further optimized.
	Nov	Maximal was appointed by the General Logistics Department of the People's Liberation Army(PLA) to be supplier for Military Equipment.
2009	Mar	4.0T&5.0T and 8.0-10.0T diesel forklift were launched to enrich M Series.
	May	Maximal started to prepare the R&D of 16.0-18.0T diesel forklift.
2010	Nov	The first 4.5T electric forklift and 25.0T heavy duty forklift were displayed on Shanghai CeMAT.
	Dec	Maximal and Military Transportation University reached
2012		Maximal was honored as "state-level high-tech enterprise".
2013	May	Maximal 2WD 2.5/3.5T Rough Terrain forklift was launched to the market.
	July	Maximal Empty Container Handler was officially developed.
2014	Jun	Maximal electric stackers & pallet trucks were put into market.
	Aug	Maximal 2WD Rough Terrain forklift were extended to 4.0/5.0T.
	Dec	Maximal phase II project was finished.
2015	May	Maximal 3.5T 4WD Rough Terrain forklift was successfully developed.
		First Reach Stacker successfully was sold in domestic market.
2016	July	Maximal won the Chinese well-known trademark.
	Oct	1.8-3.5T C. 4WD Hydraulic rough terrain forklift was successfully launched.
2018	July	3.5-4.5T Sider-loader forklift was lanuched; Electric forklift with lithium battery started to be developed; 1.6-2.5T A series Reach truck was lanuched.
	June	Hyster-Yale and Maximal officially completed its acquisition, Zhejiang Maximal Forklift Co., Ltd. renamed to Hyster-Yale Maximal Forklift (Zhejiang) Co., Ltd, began a new start.